

# 2026 Singapore Market Outlook

**Kenneth Ong**  
Portfolio Manager



# 2026 SINGAPORE OUTLOOK

The Singapore Equity Market has been a strong performer. Over the past five years, the STI Index has outperformed most major indices on a total return basis, highlighting both its marked change in performance over the prior 5-year (5Y) period as well as the importance of both a strong currency and dividends that the Singapore Equity Market offers towards total performance returns.

SGD Total Returns	5Y
STI	105.00%
CSI300	0.53%
Hang Seng	12.40%
MSCI Asia Ex-Japan	22.41%
MSCI World	81.85%
Nikkei 225	102.00%
S&P 500	95.98%

**Figure 1: STI tops APAC benchmarks across a 5-year period for total return in SGD basis, returning 105% as of end Dec 2025.**

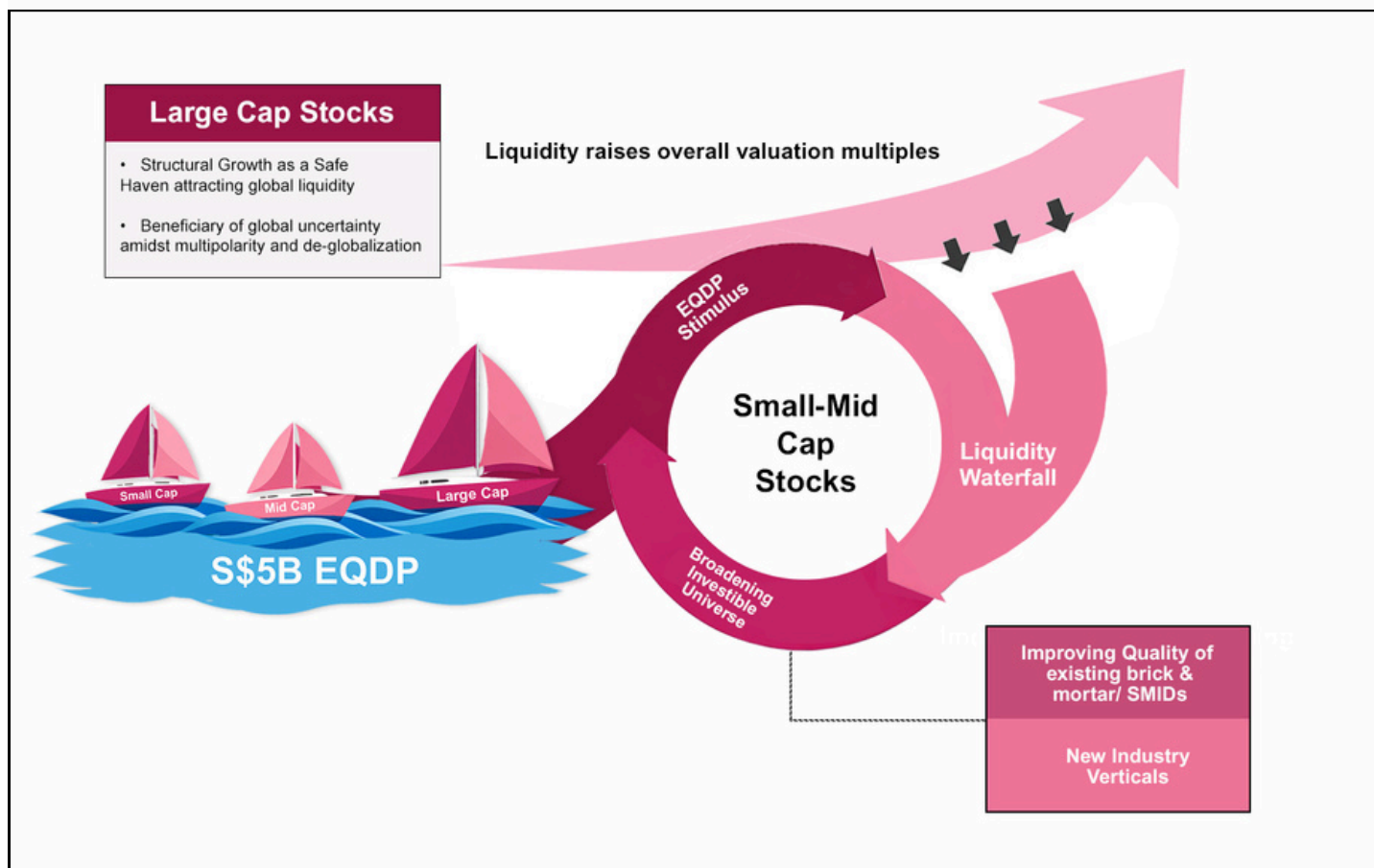
Source: Bloomberg, Jan 2026

Recently, efforts by the Monetary Authority of Singapore (MAS) to revive the Singapore Equity Market through the S\$5 billion Equity Market Development Programme (EQDP) have brought attention and activity to Singapore equities. So far, a total of S\$3.95 billion has been announced by MAS as of 19 November 2025. This begs the question: how sustainable is the strong performance of the Singapore market beyond the EQDP stimulus?

## Sustainability of the Singapore Equity Market

To answer this, a broader perspective of the mechanics of the Singapore Equity Market is required. The Figure 2 below outlines a framework explaining the liquidity mechanism that can fuel the development of the Small-Mid Cap (SMID) asset class in the Singapore Equity Market:

- (i) Large Cap outperformance attracts liquidity from global investors. In any stock exchange across the world, liquidity in the Small-Mid cap asset class is primarily driven by domestic investors (whether retail or institutional);
- (ii) Profit taking by domestic investors redeploys into SMID asset class, fueling liquidity into the sector. SMIDs ride a liquidity tailwind when Large Cap stocks perform well, as domestic investors take profit from large caps and reallocate into SMIDs, creating a liquidity waterfall;
- (iii) Additional liquidity from the MAS EQDP programme can support valuation re-rating of the SMID asset class;
- (iv) Improved valuations provide the conditions to attract more growth-oriented companies to list on the Singapore exchange and attract more capital such as via Initial Public Offerings (IPOs), dual-listings and follow-on placements.

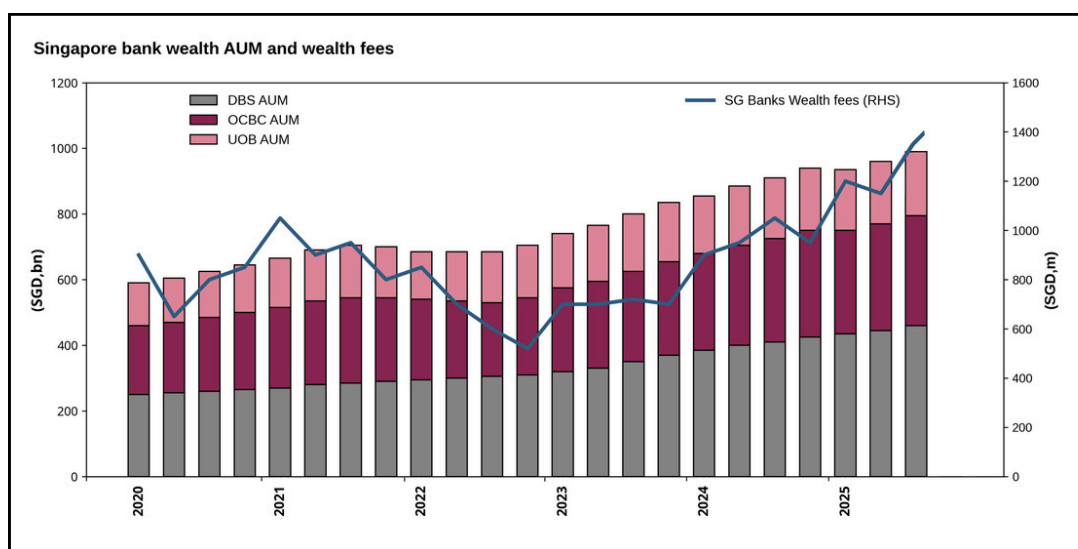


**Figure 2: Liquidity mechanism that expands development of SMID assets class in Singapore Equity Market**

Likewise, the strong performance of the STI Index attracts global investors to large cap stocks, with the combined market capitalisation of the STI Index increasing from S\$870 billion in end 2024 to S\$1.1 trillion at end 2025. This increase of more than S\$200 billion in market capitalisation materially outweighs the MAS S\$5 billion EQDP programme. Therefore, the sustainability of the SMID re-rating depends largely on whether the STI Index can continue its strong performance, providing a source of macro-liquidity for the SMID asset class in Singapore.

## Sustainable Growth as a Global Safe Haven Platform

One key driver for the strong performance of the STI Index has been the performance of the Financials sector. The Figure 3 below illustrates how Singapore's growing status as a global safe haven continues to attract growth in Assets under Management (AUM) amongst the three largest local banks, thereby contributing to earnings growth. Looking ahead, with global geopolitical uncertainty continuing to make headlines, Singapore's strength as a safe haven is likely to be a continued tailwind for growth in valuations of the broader STI Index. A strongly performing STI Index would be a key source of liquidity that can support the continued development of the SMID Index in Singapore.

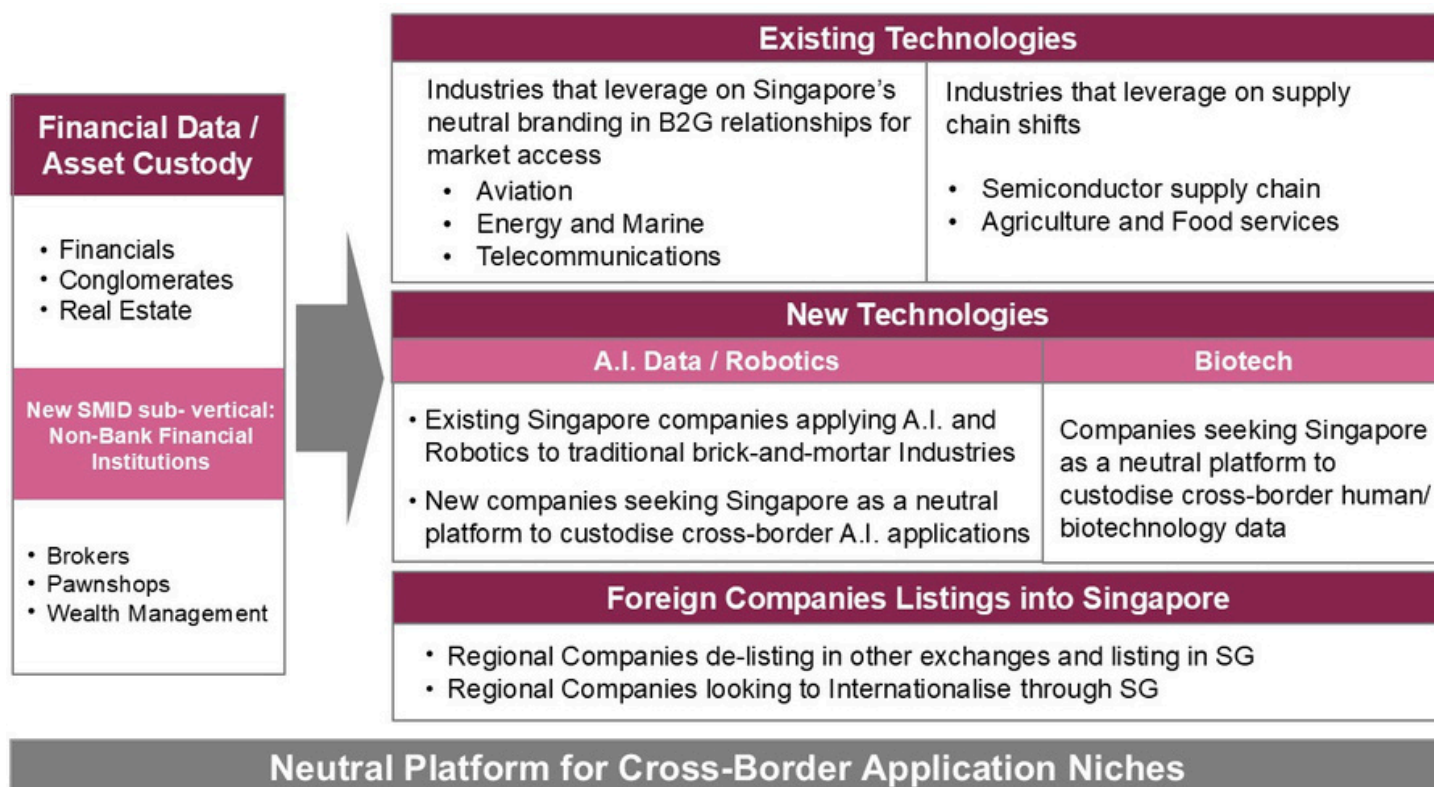


**Figure 3: Rising AUM amongst SG's three largest banks, driving earnings growth**

Source: CLSA, Jan 2026

## Broadening the Investible Universe – Developing a Neutral Platform

With the performance of the Financials sector in the STI Index as proof of Singapore's strengthening safe haven status, the Singapore Equity Market can leverage this status to develop growth themes based on Singapore's core competency as a geopolitically neutral platform for cross-border export applications. Existing export-related sectors in the STI, such as those in the Aviation, Energy & Marine and Telecommunications spaces, rely on this aspect of the Singapore brand for Business-to-Government (B2G) engagements to gain market access.



**Figure 4: Singapore's geopolitically neutral platform presenting opportunities to develop growth themes**

Source: South China Morning Post, Nov 2024. The Business Times, May 2025.

New technologies such as artificial intelligence and biotechnology are examples of geopolitical-contested sensitive technologies where Singapore can offer a platform for cross-region exports, particularly in navigating the multipolar world of the future. We anticipate companies across the Asia region to leverage this platform to establish their international headquarters in Singapore and list on the Singapore Exchange. This mechanism can accelerate the set of growth themes that the Singapore Equity Market can offer.

## CONCLUSION

Whilst investor interest has been focused on how the MAS EQDP programme can sustain a revival in the Singapore Equity Market, it is also important to consider that the overall STI Index is already riding on the tailwinds of Singapore being a beneficiary of global geopolitical uncertainty, which may last for many years beyond 2026. The opportunity for investors is to recognize that the liquidity, from the thematic of global funds seeking safe haven, has the ability to drive the re-rating of the Singapore Equity Market. This can further attract more growth companies to populate the growing number of stocks listed on the Singapore Exchange, thereby creating a virtuous re-rating cycle and growth narrative for the overall Singapore Equity Story.

All data are sourced from Lion Global Investors and Bloomberg as at 3 February 2026 unless otherwise stated.

# DISCLAIMER

This advertisement or publication has not been reviewed by the Monetary Authority of Singapore. It is for information only, and is not a recommendation, offer or solicitation for the purchase or sale of any capital markets products or investments and does not have regard to your specific investment objectives, financial situation, tax position or needs. Investments in the products mentioned herein are not obligations of, deposits in, guaranteed or insured by LGI or any of its affiliates and are subject to investment risks including the possible loss of the principal amount invested. You may wish to seek advice from a financial adviser before making a commitment to undertake any investment. In the event that you choose not to seek advice from a financial adviser, you should consider carefully whether the investment is suitable for you.

The information presented herein is for illustrative purposes only and should not be considered reflective of any particular security, strategy, or investment product. It represents a general assessment of the markets at a specific time and is not a guarantee of future performance results or market movement. Any opinions, projections or forward-looking statements expressed herein or information presented (which includes estimates, graphs, charts, formulae or devices) is subject to change or correction at any time without notice and is not to be relied on as advice. You are advised to conduct your own independent assessment and investigation of the relevance, accuracy, adequacy and reliability of any information contained herein and seek professional advice on them. No warranty is given and no liability is accepted for any loss arising directly or indirectly as a result of you acting on such information.

References to specific corporations/companies and/or their trademarks are not intended as recommendations to purchase or sell investments in such corporations/companies nor do they directly or indirectly express or imply any sponsorship, affiliation, certification, association, approval, connection or endorsement between any of these corporations/companies and LGI or the products and services of LGI. It should not be assumed that investment in the securities mentioned was or will be profitable.

This publication is not intended for use by any person other than the intended recipient and may not be reproduced, distributed or published without prior written consent of LGI. This publication may not be distributed in any jurisdiction or to any person where such distribution is prohibited (including Canada, Japan, the United States of America) or to US persons (as such term is defined in Regulation S under the US Securities Act of 1933).

©Lion Global Investors® Limited (UEN/ Registration No. 198601745D) is a Singapore incorporated company, and is not related to any asset or fund management entity that is domiciled in Europe or the United States.